UNIDADES DE GUIA

GUIDE UNITS

magi pneumatic

INDICE
INDEX

UNIDADES DE GUIA TIPO "H" y "U"
GUIDE UNITS - "H" and "U" TYPE 3

Unidad de guía "H" para Cil.ISO 6432
Guide units "H" for Cyl. ISO 6432 5

Unidad de guía "H" para Cil.ISO 15552
Guide units "H" for Cyl. ISO 15552.....6

Unidad de guía "U" para Cil.ISO 6432
Guide units "U" for Cyl. ISO 6432.....7

Unidad de guía "U" para Cil.ISO 15552
Guide units "U" for Cyl. ISO 15552.....8

Kit Unidad de guía "H"-"U"
Kit Guide units "H"-"U".....9

Barra para Unidad de guía "H"-"U"
Rod for Guide Units "H"-"U".....9

Placa Fijación Unidad de guía "H"-"U"
Read end Plates for Guide Units "H"-"U".....9

Presentación unidad de guia
Presentation of guide unit

La unidad de guia permite a los cilindros normalizados ISO 6432 e ISO 15552, mover cargas con gran exactitud de posicionamiento. La unidad garantiza el efecto antirotación del cilindro neumático. Nuestra unidad de guiado está fabricada con material anticorrisvo, apto para el sector de la alimentación.

The Guide Unit allows for standard cylinder ISO 6432 and ISO 15552, move loads with high positioning accuracy.
The Unit ensures an anti rotation effect of the pneumatic cylinder.
The Guide Unit is produced with rust-proof material.
Suitable for Food Industry

UNIDADES DE GUIA TIPO "H"
GUIDE UNITS - "H" TYPE

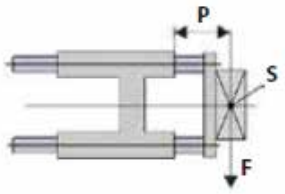

P -> Proyección
Projection
S -> Centro de gravedad de la carga útil
Centre of gravity of working load
F -> Carga permisible
Permissible load

Unidad de Guiado Tipo "H" - Casquillo de bronce
Guide Unit "H" Type - Slide bushing

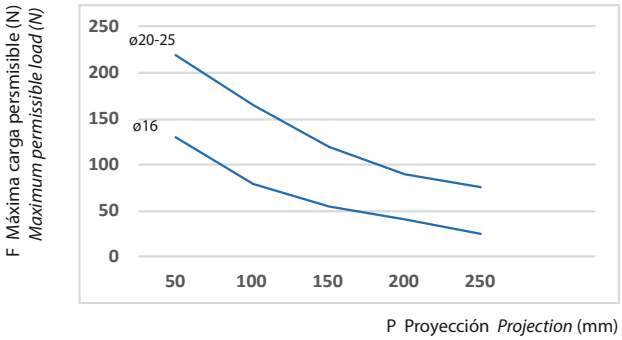

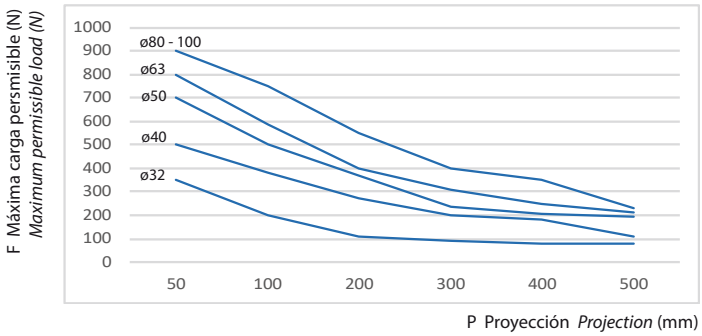

Unidad de Guiado Tipo "H" - Rodamiento de bolas
Guide Unit "H" Type - Ball bearing

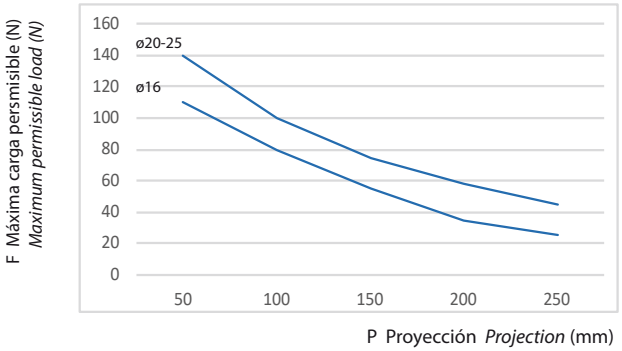

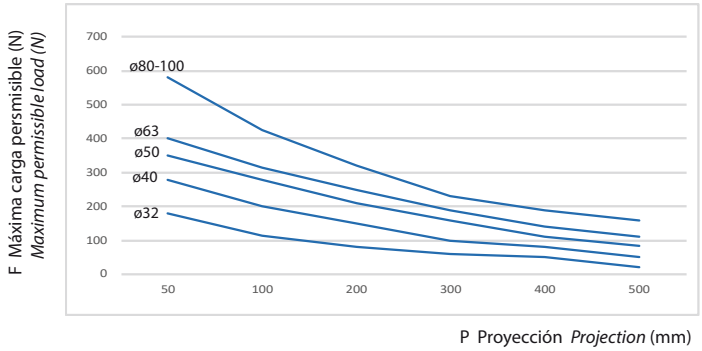

Unidad de Guiado Tipo "U"
Guide Unit "U" Type

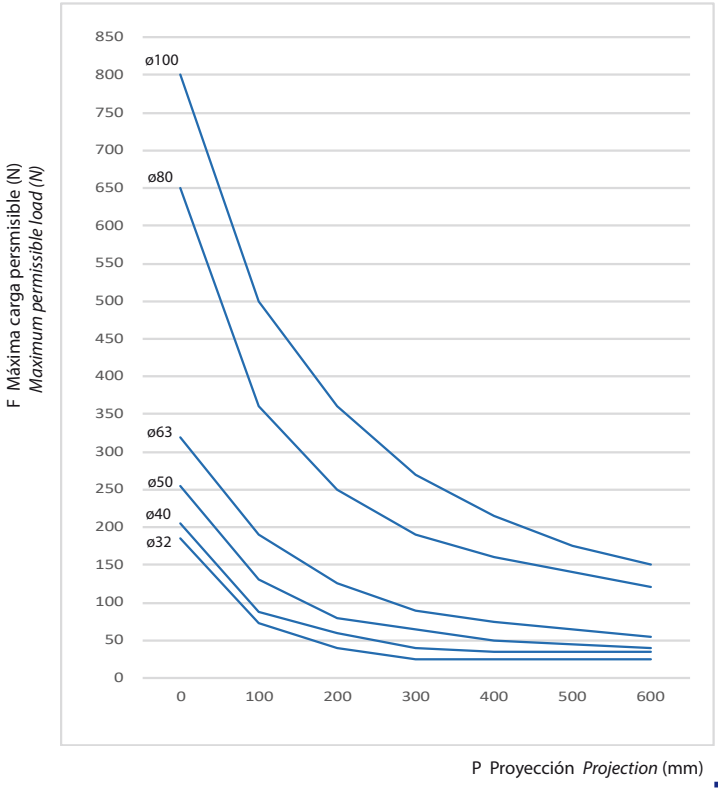

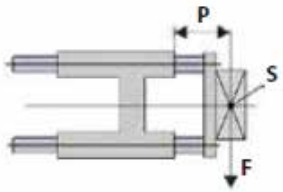

P -> Proyección
Projection
S -> Centro de gravedad de la carga útil
Centre of gravity of working load
F -> Carga permisible
Permissible load

Peso Unidad de Guiado Tipo "H"
Weigth of Guide Unit "H" Type

Ø	16	20-25	32	40	50	63	80	100
Peso en Kg. (Carrera 0) *Weight in Kg (Stroke 0)*	0,4	0,9	1,3	2,4	3,5	4,6	8,4	11,8
Incremento cada 100mm (Kg) *Increase every 100mm (Kg)*	0,12	0,18	0,18	0,32	0,5	0,5	0,77	0,77

Peso Unidad de Guiado Tipo "U"
Weigth of Guide Unit "U" Type

Ø	16	20-25	32	40	50	63	80	100
Peso en Kg. (Carrera 0) *Weight in Kg (Stroke 0)*	0,3	0,5	0,75	1,2	2,1	2,9	5,7	7,95
Incremento cada 100mm (Kg) *Increase every 100mm (Kg)*	0,12	0,18	0,18	0,32	0,5	0,5	0,77	0,77

magi

Unidad de guía "H" para Cil.ISO 6432
Guide units "H" for Cyl. ISO 6432

COD: RF ___ ___ ___ ___

- **Ø Cllindro (mm)** / *Ø Cylinder (mm)*
- **Contera Corta** / *Short Coupling* = -
- **Contera Larga** / *Long Coupling* = L
- **Casquillo Bronce** / *With Slide Bushing* = 0
- **Rodamiento Bolas** / *With Ball Bearing* = 1
- **Versión Alimentaria** / *Food Industry Version* = 2
  - **Mirar vista seccionada** / *Look sectional view*
- **Carrera (mm)** / *Stroke (mm)*

Ejemplo Código Guía H Casquillo Bronce Ø20 carrera 50
Order Code Guide Unit H Slide Bushing Ø20 Stroke 50

COD: RF 020 0 0050

Materiales
Materials
Vista Seccionada
Sectional View

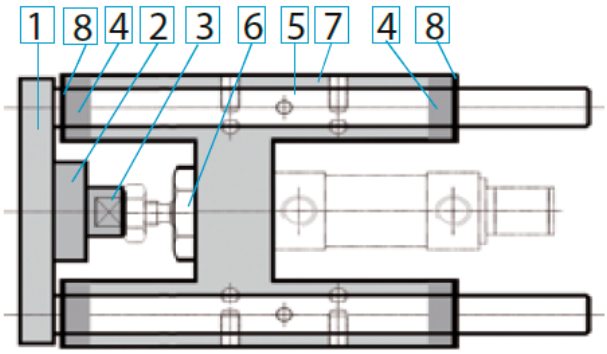

1	Aluminio Alloy 6082 / *Aluminium Alloy 6082*	
2	Acero / *Steel*	Inox
3	Acero / *Steel*	Inox
4	Rodamiento bolas: Acero / *Ball bearing: Steel* Casquillo deslizamiento: Bronce / *Slide bushing: Bronze*	
	Casquillo deslizamiento: PTFE Teflon / *Slide bushing: PTFE Teflon*	
5	Acero cromado / *Chromed steel*	Inox
6	Acero / *Steel*	Inox
7	Aluminio AG3 (ENAC-51100) / *Aluminium AG3 (ENAC-51100)*	
8	NBR	

Versión Alimentaria
Food Industry Version

Dimensiones
Dimensions
Ø16 - Ø25

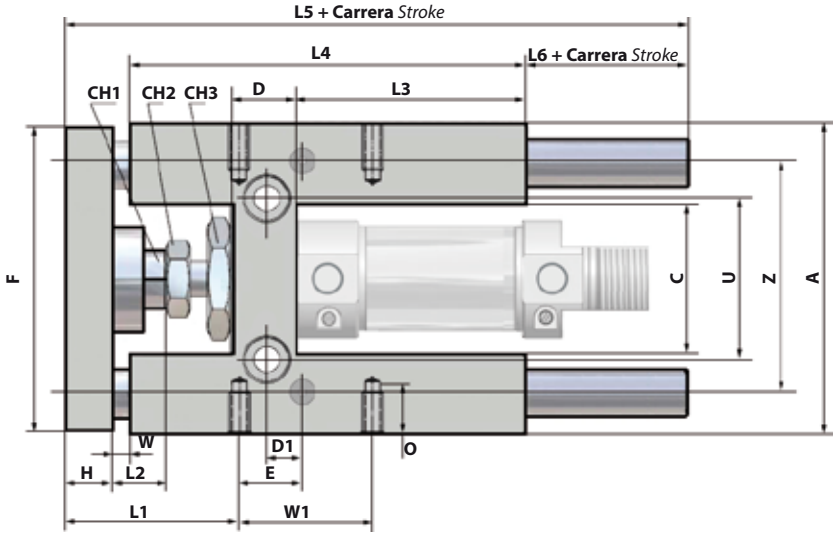

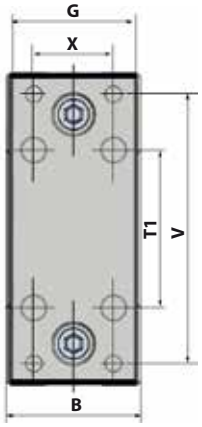

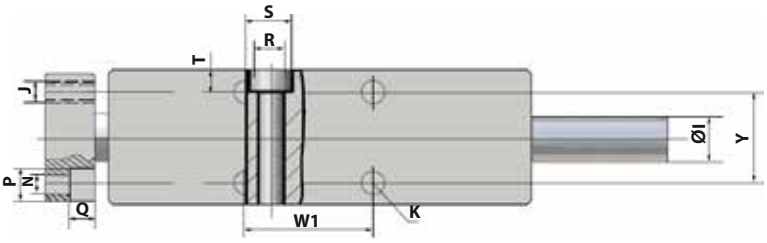

Contera Larga
Long Coupling

Ø	W	L1	L2	L6
20	25	72	40	21
25	25	72	40	21

Contera Corta
Short Coupling

Ø	A	B	C	Ch1	Ch2	Ch3	D	D1	E	F	G	H	ØI 1	ØI 2	J	K	L1
16	69	30	30	8	10	24	12	6	8	66	29	10	10	8	M4	M4	-
20	79	34	37	12	13	27	17	8,5	15	78	32	12	12	10	M5	M6	50
25	79	34	37	12	17	27	17	8,5	15	78	32	12	12	10	M5	M6	50

Ø	L2	L3	L4	L5	L6	N	O	P	Q	R	S	T	T1	U	V	W	W1	X	Y	Z
16	18	46	68	123,5	42,5	4,5	6	8	4,5	5,5	9	5,5	32	24	58	25	18	18	22	49,5
20	18	58	108	166	43	5,5	9	10	7,5	6,5	11	6,5	38	38	68	3	32,5	20	23	58
25	18	58	108	166	43	5,5	9	10	7,5	6,5	11	6,5	38	38	68	3	32,5	20	23	58

ØI 1 **Casquillo Bronce** / *With Slide Bushing*
ØI 2 **Rodamiento Bolas** / *With Ball Bearing*

UNIDADES DE GUIA TIPO "H"
GUIDE UNITS - "H" TYPE

magi

Unidad de guía "H" para Cil.ISO 15552
Guide units "H" for Cyl. ISO 15552

COD: RF _ _ _ _ _ _ _ _ _ _ _ _

- **Ø Cllindro (mm)** / *Ø Cylinder (mm)*
- **Contera Corta** / *Short Coupling* = -
- **Contera Larga** / *Long Coupling* = L
- **Casquillo Bronce** / *With Slide Bushing* = 0
- **Rodamiento Bolas** / *With Ball Bearing* = 1
- **Versión Alimentaria** / *Food Industry Version* = 2
  - **Mirar vista seccionada** / *Look sectional view*
- **Carrera (mm)** / *Stroke (mm)*

Ejemplo Código Guía H Casquillo Bronce Ø50 carrera 50
Order Code Guide Unit H Slide Bushing Ø50 Stroke 50

COD: RF 050 0 0050

- **Para adaptar en cil. compactos, consultar con dept.comercial**
  Please check with Sales Dept. to adapt it to compact cylinder

Materiales
Materials
Vista Seccionada
Sectional View

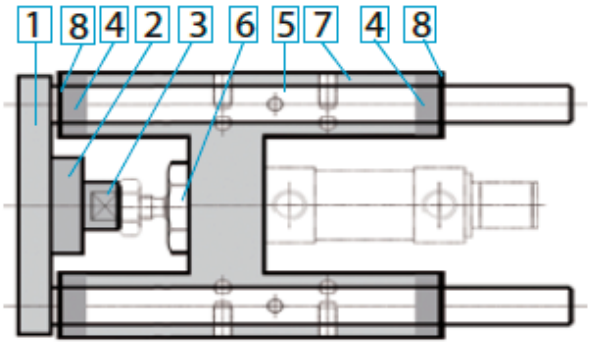

1	Aluminio Alloy 6082 / *Aluminium Alloy 6082*	
2	Acero / *Steel*	Inox
3	Acero / *Steel*	Inox
4	Rodamiento bolas: Acero / *Ball bearing: Steel* Casquillo deslizamiento: Bronce / *Slide bushing: Bronze*	
	Casquillo deslizamiento: PTFE Teflon / *Slide bushing: PTFE Teflon*	
5	Acero cromado / *Chromed steel*	Inox
6	Acero / *Steel*	Inox
7	Aluminio AG3 (ENAC-51100) / *Aluminium AG3 (ENAC-51100)*	
8	NBR	

Versión Alimentaria / *Food Industry Version*

Dimensiones
Dimensions
Ø32 - Ø100

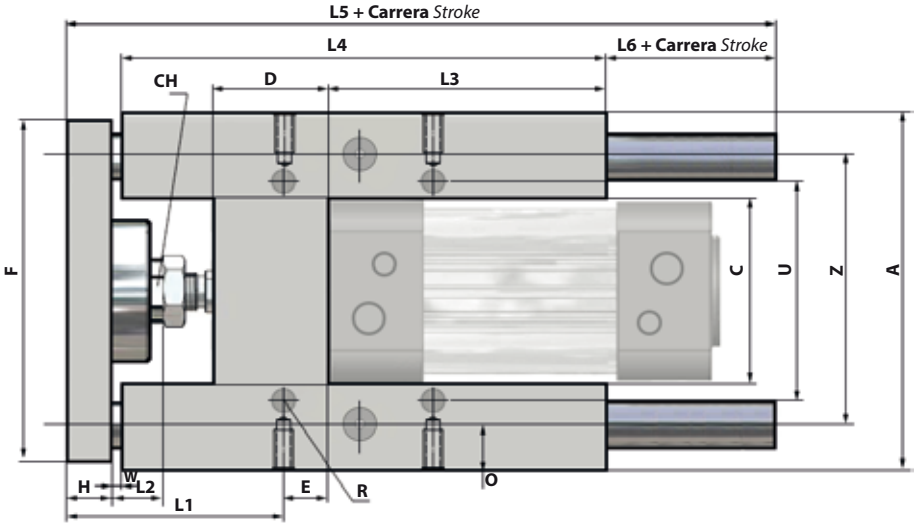

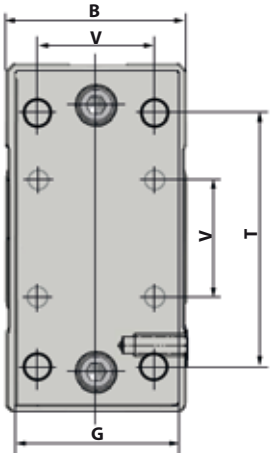

Contera Larga
Long Coupling

Ø	L1	L2	L6	W
32	83,7	42	24	26
40	82	42	34	21
50	92,2	50	34	26
63	97,7	50	24	26
80	105	50	26	26
100	106	50	26	26

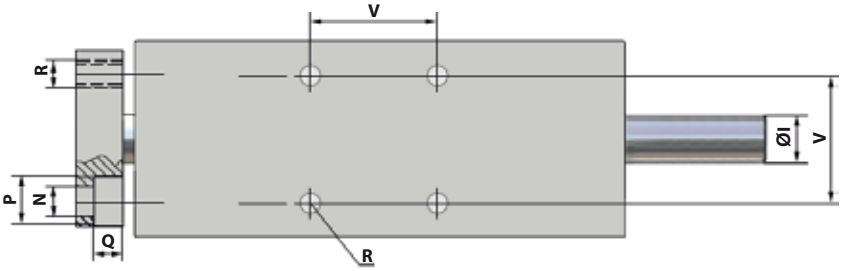

Contera Corta
Short Coupling

Ø	A	B	C	Ch	D	E	F	G	H	ØI	L1	L2	L3	L4	L5	L6	N	O	P	Q	R	T	U	V	W	Z
32	97	49	51	15	24	4,3	93	45	12	12	60,7	19	75	125	187	47	6,6	12	11	6,5	M6	78	61	32,5	3	74
40	115	58	58,2	15	28	11	112	55	12	16	64	24	80	140	207	52	6,6	12	11	6,5	M6	84	69	38	3	87
50	137	70	70,2	20	34	18,8	134	65	15	20	69,2	27	78	148	223	57	9	16	15	8,5	M8	100	85	46,5	3	104
63	152	85	85,2	20	34	15,3	147	80	15	20	74,7	27	106	178	243	47	9	16	15	9	M8	105	100	56,5	3	119
80	189	105	105,5	26	50	25	180	100	20	25	82	27	111	195	267	49	11	20	18	11	M10	130	130	72	3	148
100	213	130	130,5	26	55	30	206	120	20	25	83	27	128	218	290	49	11	20	18	11	M10	150	150	89	3	173

magi

Unidad de guía "U" para Cil.ISO 6432
Guide units "U" for Cyl. ISO 6432

COD: RF _ _ _ _ _ _ _ _ _

Ø Cllindro (mm)
Ø Cylinder (mm)

Tipo "U"
Casquillo bronce
"U" Type
Slide bushing
= U

Carrera (mm)
Stroke (mm)

Ejemplo Código Guía U Casquillo Bronce Ø20 carrera 50
Order Code Guide Unit U Slide Bushing Ø20 Stroke 50

COD: RF 020 U 0050

Materiales
Materials
Vista Seccionada
Sectional View

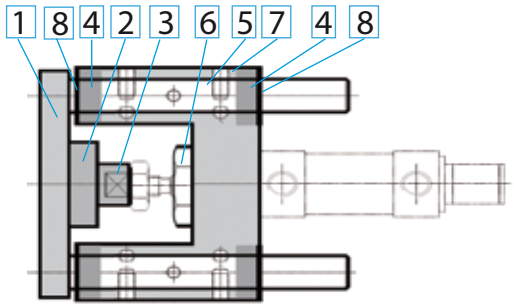

1 Aluminio Alloy 6082
Aluminium Alloy 6082

2 Acero
Steel

3 Acero
Steel

4 Casquillo deslizamiento: Bronce
Slide bushing: Bronze

5 Acero cromado
Chromed steel

6 Acero
Steel

7 Aluminio Alloy 6082
Aluminium Alloy 6082

8 NBR

Dimensiones
Dimensions
Ø16 - Ø25

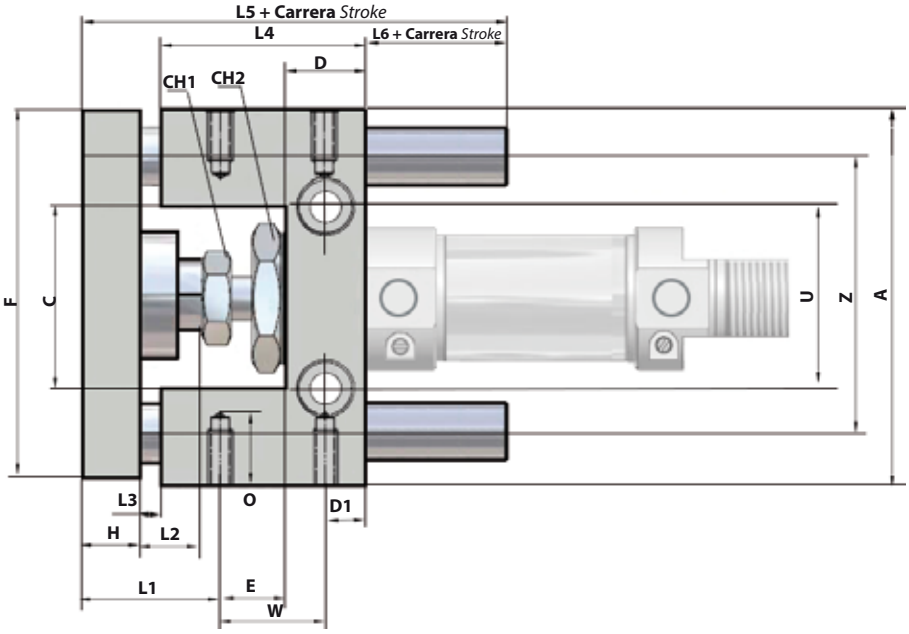

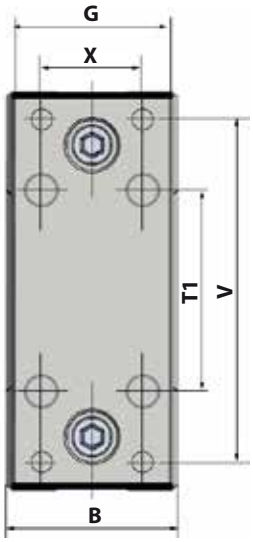

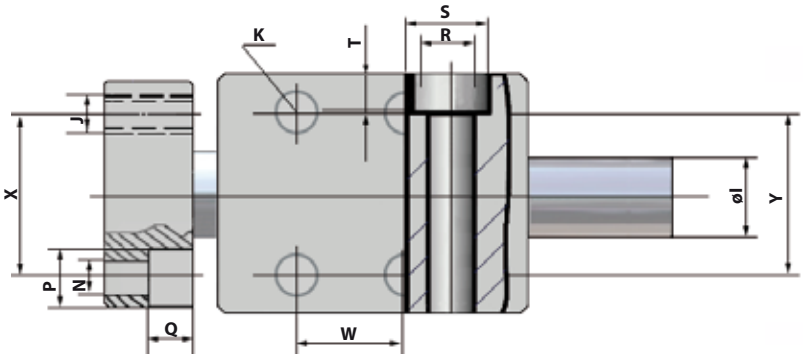

Contera Corta
Short Coupling

Ø	A	B	C	Ch1	Ch2	D	D1	E	F	G	H	ØI	J	K	L1	L2	L3
16	69	30	30	8	24	12	6	20	66	29	10	10	M4	M4	19,5	15	3
20-25	79	34	37	12	27	17	8,5	24	78	32	12	12	M5	M6	21,8	18	3

Ø	L4	L5	L6	N	O	P	Q	R	S	T	T1	U	V	W	X	Y	Z
16	38	66,5	15,5	4,5	6	8	4,5	5,5	9	5,5	32	24	58	25	18	22	49,5
20-25	48	83	20	5,5	9	10	7,5	6,5	11	6,5	38	38	68	32,5	20	23	58

magi

Unidad de guía "U" para Cil.ISO 15552
Guide units "U" for Cyl. ISO 15552

COD: RF _ _ _ _ _ _ _ _ _

Ø Cllindro (mm)
Ø Cylinder (mm)

Tipo "U"
Casquillo bronce
"U" Type
Slide bushing
= U

Carrera (mm)
Stroke (mm)

Materiales
Materials
Vista Seccionada
Sectional View

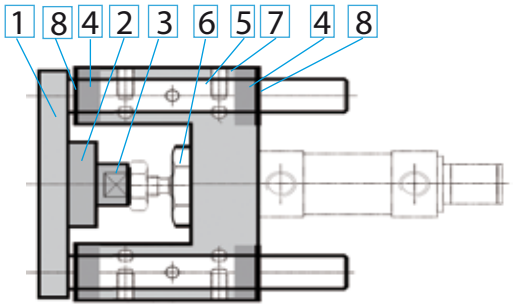

1 Aluminio Alloy 6082
Aluminium Alloy 6082

2 Acero
Steel

3 Acero
Steel

4 Casquillo deslizamiento: Bronce
Slide bushing: Bronze

5 Acero cromado
Chromed steel

6 Acero
Steel

7 Aluminio Alloy 6082
Aluminium Alloy 6082

8 NBR

Ejemplo Código Guía U Casquillo Bronce Ø63 carrera 200
Order Code Guide Unit U Slide Bushing Ø63 Stroke 200

COD: RF 063 U 0200

Dimensiones
Dimensions
Ø32 - Ø100

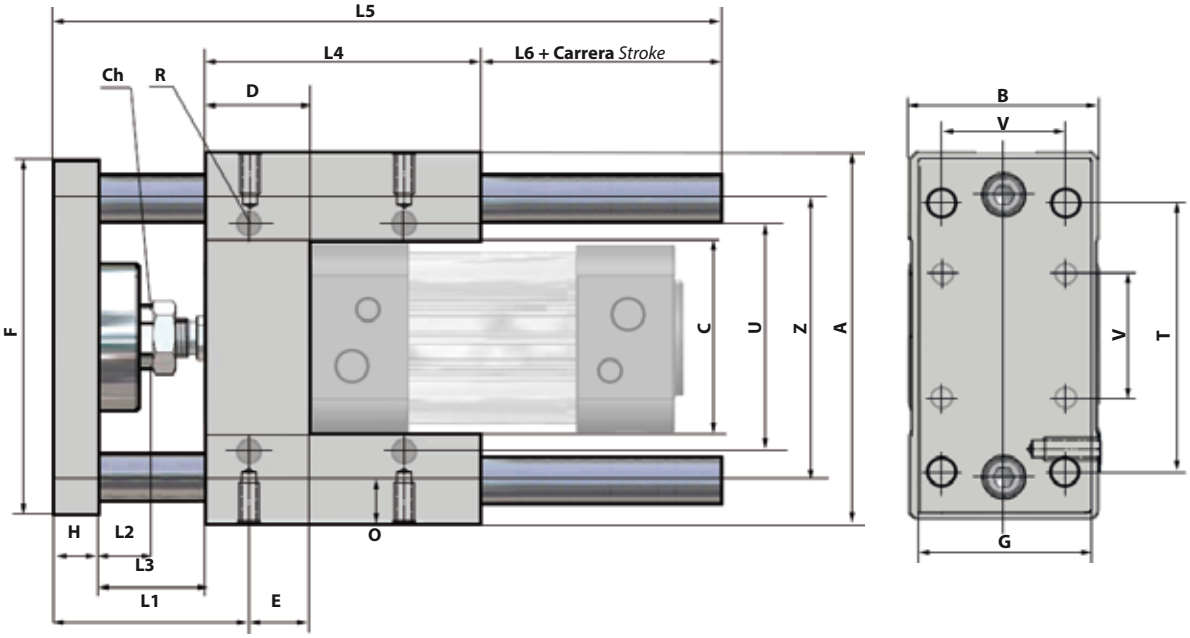

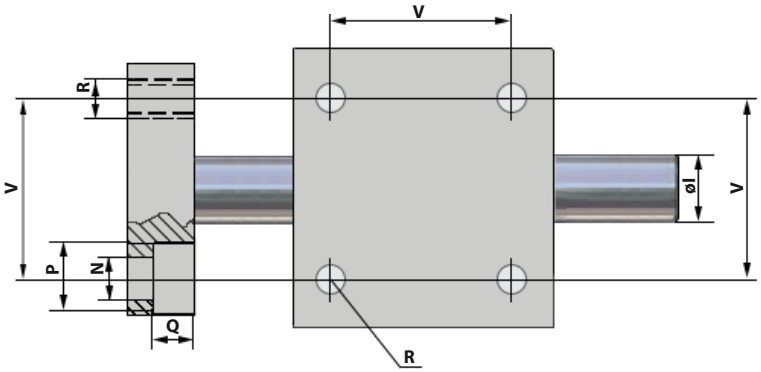

Contera Corta
Short Coupling

Ø	A	B	C	Ch	D	E	F	G	H	ØI	L1	L2	L3	L4	L5	L6	N	O	P	Q	R	T	U	V	Z
32	97	49	51	15	17	9,25	93	45	12	12	61,75	25	42	48	120	18	6,6	12	11	6,5	M6	78	61	32,5	74
40	115	58	58,2	15	21	11	112	55	12	16	65	25	43	58	130	17	6,6	12	11	6,5	M6	84	69	38	87
50	137	70	70,2	20	25	18,8	134	65	15	20	70,2	29	49	59	143	20	9	16	15	8,5	M8	100	85	46,5	104
63	152	85	85,2	20	25	15,3	147	80	15	20	73,7	29	49	76	161	21	9	16	15	9	M8	105	100	56,5	119
80	189	105	105,5	26	34	25	180	100	20	25	82	37	53	90	193	30	11	20	18	11	M10	130	130	72	148
100	213	130	130,5	26	39	28,5	206	120	20	25	84,5	37	54	110	214	30	11	20	18	11	M10	150	150	89	173

Kit Unidad de guía "H"-"U"
Kit Guide units "H"-"U"

COD: RF _ _ _ _ _ 00000

- **Ø Cllindro (mm)** / *Ø Cylinder (mm)*
- **Contera Corta** / *Short Coupling* = -
- **Contera Larga** / *Long Coupling* = L
- **Casquillo Bronce** / *With Slide Bushing* = 0
- **Rodamiento Bolas** / *With Ball Bearing* = 1
- **Versión Alimentaria** / *Food Industry Version* = 2
- **Tipo "H"** / *Type "H"* = 0
- **Tipo "U"** / *Type "U"* = U

Ejemplo Código Kit Guía H Casquillo Bronce Ø63
Order Code Kit Guide Unit H Slide Bushing Ø63

COD: RF 063 0 00000

Ø Cilindro (mm)
16
20
25
32
40
50
63
80
100

Composición del Kit:
Kit includes:
1 x Cuerpo de la unidad
Body
1 x Placa con junta flotante
Plate with coupling
4 x Tornillo de fijación
Screws

Barra para Unidad de guía "H"-"U"
Rod for Guide Units "H"-"U"

COD: F11 _ 0 _ _ _

- **Casquillo Bronce** / *With Slide Bushing* = 4
- **Rodamiento Bolas** / *With Ball Bearing* = 5
- **Ø Cllindro (mm)** / *Ø Cylinder (mm)*

Versión Alimentaria / *Food Industry Version* — **Contactar con dept.comercial** / *Check with Sales Dept.*

Ejemplo Código Barra para Guía H Casquillo Bronce Ø20
Order Code Rod for Guide Unit H Slide Bushing Ø20

COD: F11 4 0 020



Suministrado en barra de 1000mm
Its supplied in: Rod length 1000mm

Ø Cilindro (mm)	A	
	Casquillo Bronce *With Slide Bushing*	**Rodamiento Bolas** *With Ball Bearing*
16	10	8
20-25	12	10
32	12	12
40	16	16
50	20	20
63	20	20
80	25	25
100	25	25

Placa Fijación Unidad de guía "H"-"U"
Read end Plates for Guide Units "H"-"U"

COD: RF _ _ _

- **Ø Cllindro (mm)** / *Ø Cylinder (mm)*

Versión Alimentaria / *Food Industry Version* — **Contactar con dept.comercial** / *Check with Sales Dept.*

Ejemplo Placa Fijación para Guía H Ø32
Order Code Read end Plates for Guide Unit H Ø32

COD: RF 032

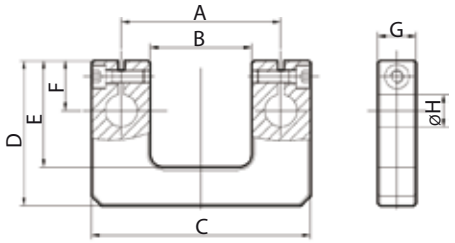

H1: Casquillo Bronce *With Slide Bushing*
H2: Rodamiento Bolas *With Ball Bearing*

Ø	A	B	C	D	E	F	G	H1	H2
16	49,5	31,5	68	45	33	15,5	12	10	8
20-25	58	37	78	50	34	15,5	12	12	10
32	74	51	95	70	48	23	12	12	12
40	87	58,2	113	80	55	26	12	16	16
50	104	70,2	134	100	67.5	32,5	15	20	20
63	119	91	147	120	82	39,5	15	20	20
80	148	105,5	185	150	101	48,5	20	25	25
100	173	137	209	165	114	49	20	25	25

García Marín System, S.L.
Tel.+34 93 785 42 45
gm@gmsmagi.com · www.gmsystem.net
Pol. Ind. Can Petit
C/Camí font de les canyes 60
08227 Terrassa – Barcelona (Spain)