CILINDRO COMPACTO GUIADO TRI-ROD INOXIDABLE

COMPACT GUIDE CYLINDER TRI-ROD STAINLESS STEEL

INDICE

INDEX

CILINDRO COMPACTO GUIADO TRI-ROD INOXIDABLE

Compact guide cylinder tri-rod stainless steel.....3

CGX/XX diámetro 6 -10
CGX/XX diameter 6 -10.....4

CGX /XX diámetro 12 - 63
CGX/XX diameter 12 - 63.....4

CGX/XX diámetro 80
CGX/XX diameter 80.....5

CGX/XX diámetro 100
CGX/XX diameter 100.....5

CARACTERÍSTICAS TÉCNICAS
Specifications

Características técnicas *Specifications*	**Ø6**	**Ø10**	**Ø12**	**Ø16**	**Ø20**	**Ø25**	**Ø32**	**Ø40**	**Ø50**	**Ø63**	**Ø80**	**Ø100**
Fluido *Fluid*	**Aire** *Air*											
Acción *Acting type*	**Doble efecto magnético** *Double Acting magnetic*											
Conexión *Connections*	M3X0,5		M5X0,8		1/8				1/4		3/8	
Presión de trabajo *Working pressure*	1.5 ~ 7 bar		1.5 ~ 10 bar									
Presión de prueba *Proof pressure*	12 bar		15 bar									
Temperatura ambiente *Working temperature range*	-20 +80											
Tolerancia carrera (mm) *Strok Lenght Tolerance*	≤100 $^{+1.0}_{0}$ >100 $^{+1.5}_{0}$											
Rago de velocidad (mm/s) *Speed range*	50 ~ 500mm/s		30 ~ 500mm/s								50 ~ 400mm/s	
Tolerancia de antirotación *Non-Roating tolerance*	± 0.1º		± 0.10º		± 0.09º		± 0.08º		± 0.06º		± 0.05º	

CODIGOS
Order Code

CG	16	25	X	
Modelo *Model*	**Diámetro** *Diameter*	**Carrera** *Stroke*	**Tipo Inox** *Stainless steel type*	**Tipo de junta** *Seal type*
CG **Cilindro compacto guiado** *Tri-rod compact cylinder*	12 - 100	5 - 250	**X** **Acero inoxidable AISI 304** *Stainless steel AISI 304* **XX** **Acero inoxidable AISI 316** *Stainless steel AISI 316*	**"En blanco"** *Blank* **Standar (NBR)** **V** **FKM**

Ejemplo Código Cilindro compacto guiado AISI 304 Ø16 carrera 25
Order Code tri-rod compact cylinder AISI 304 Ø16 Stroke 25

COD: CG 016 025 X

Símbolo
Symbol

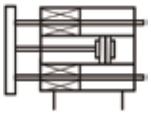

Diámetros de Ø12 ~ 63mm con carrera ≤ 50
Bore size Ø12 ~ 63mm stroke ≤ 50

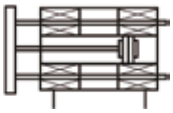

Diámetros de Ø12 ~ 63mm con carrera > 50
Bore size Ø12 ~ 63mm stroke > 50

Carrera estándar
Standard strokes

Ø (mm)	**Carreras** / *Strokes*																
Ø6	5	10	15	20													
Ø10	5	10	15	20	25	30											
Ø12	10	20	25	30	40	50	60	70	75	80	90	100	125	150			
Ø16	10	20	25	30	40	50	60	70	75	80	90	100	125	150	175	200	
Ø20	20	25	30	40	50	60	70	75	80	90	100	125	150	175	200	225	250
Ø25	20	25	30	40	50	60	70	75	80	90	100	125	150	175	200	225	250
Ø32	25	30	40	50	60	70	75	80	90	100	125	150	175	200	225	250	
Ø40	25	30	40	50	60	70	75	80	90	100	125	150	175	200	225	250	
Ø50	25	30	40	50	60	70	75	80	90	100	125	150	175	200	225	250	
Ø63	25	30	40	50	60	70	75	80	90	100	125	150	175	200	225	250	
Ø80	25	30	40	50	60	70	75	80	90	100	125	150	175	200	225	250	
Ø100	25	30	40	50	60	70	75	80	90	100	125	150	175	200	225	250	

Para carreras no-estándar con diferencial de 1 ~ 5 mm, considerar tamaño del cilindro el de la carrera supera. Ej: CGX032023 mismo tamaño CGX032025

When the discrepancy between non-standard stroke an standard stroke is 1 ~ 5 mm, the dimension of non-std stroke cylinder has the same dimension as the next longuer stroke std. e.g CGX032023 has the same dimensios of CGX032025

CGX/XX diámetro 6 -10
CGX/XX diameter 6 -10

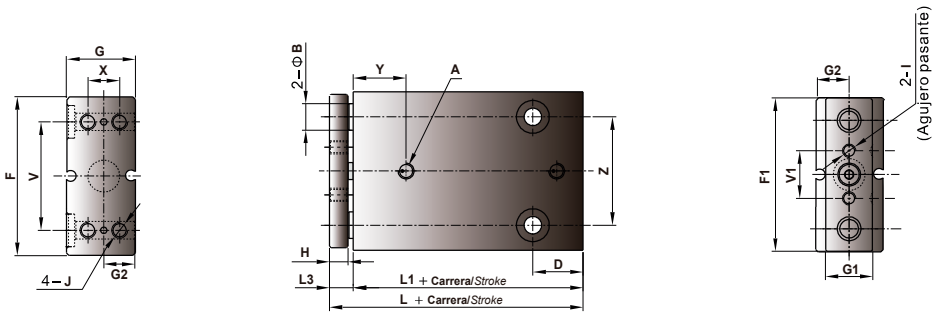

Ø (mm)	A	B	F	F1	G	G1	G2	H	I	J	L	L3	L1	V	V1	W1	X	Z
Ø6	M3X0.5	5	30	29	14.4	9	6	5	M2.5X0.45	M3X0.5	29.5	6	23.5	20.5	9	9.5	6	20.5
Ø10	M3X0.5	6	34	33	18	10	7.5	5	M3X0.5	M4X0.7	32	6	26	23	11	8.5	8	23

CGX /XX diámetro 12 - 63
CGX/XX diameter 12 - 63

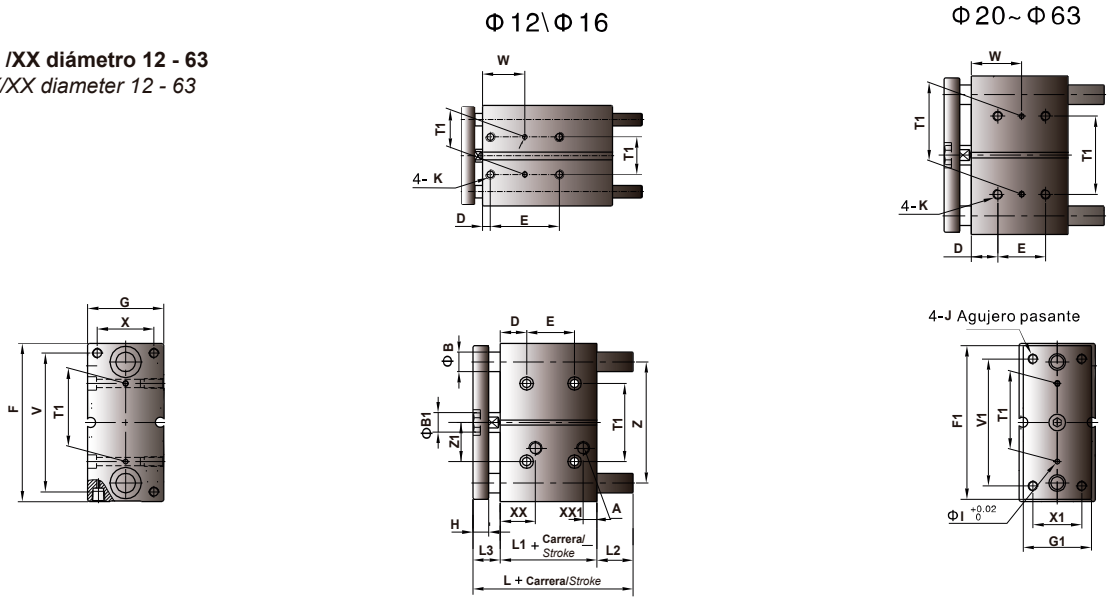

Ø (mm)	E				L				L2				W			
Carrera/*Stroke*	≤30	31≤100	101-200	>200	≤50	31(51) - 100	101 - 200	>200	≤50	51-100	101-200	>200	≤30	31-100	101-200	>200
Ø12	20	40	110	-	42	55	85	-	0	13	43	-	15	25	60	-
Ø16	24	44	110	-	46	65	95	-	0	19	49	-	17	27	60	-
Ø20	24	44	120	200	53	80	104	122	0	27	51	69	29	39	77	117
Ø25	24	44	120	200	53.5	82	104.5	122	0	28.5	51	68.5	29	39	77	117
Carrera/*Stroke*	≤40	41≤100	101-200	>200	≤50	51- 100	101 - 200	>200	≤50	51-100	101-200	>200	≤40	31-100	101-200	>200
Ø32	24	48	124	200	78	102	118	140	18.5	42.5	58.5	80.5	33	45	83	121
Ø40	24	48	124	200	78	102	118	140	12	36	52	74	34	46	84	122
Ø50	24	48	124	200	89	118	134	161	17	46	62	89	36	48	86	124
Ø63	28	52	128	200	89	118	134	161	12	41	57	84	38	50	88	124

Ø (mm)	A	B	B1	D	F	F1	G	G1	H	I	J	K	L1	L3	T1	V	V1	X	X1	XX	XX1	Z	Z1
Ø12	M5x0.8	8	6	5	58	56	26	22	8	3	M4X0.7	M5X0.8	29	13	23	50	48	18	14	11	7.5	41	18
Ø16	M5X0.8	10	6	5	64	62	30	25	8	3	M5X0.8	M5X0.8	33	13	24	56	54	22	16	11	8	46	19
Ø20	1/8G	12	10	17	83	81	36	30	10	3	M5X0.8	M6X1.0	37	16	28	72	70	24	18	10.5	9	54	25
Ø25	1/8G	16	12	17	93	91	42	38	10	4	M6X1.0	M6X1.0	37.5	16	34	82	78	30	26	11.5	9	64	28.5
Ø32	1/8G	20	16	21	112	110	42	44	12	4	M8X1.25	M8X1.25	37.5	22	42	98	96	34	30	12.5	9	78	34
Ø40	1/8G	20	16	22	120	118	54	44	12	4	M8X1.25	M8X1.25	44	22	50	106	104	40	30	14	10	86	38
Ø50	1/4G	20	20	24	148	146	66	60	16	5	M10X1.5	M10X1.5	44	28	66	130	130	46	40	13.5	11	110	47
Ø63	1/4G	20	20	24	162	158	78	70	16	5	M10X1.5	M10X1.5	49	28	80	142	130	58	50	16.5	13.5	124	55

CGX/XX diámetro 80
CGX/XX diameter 80

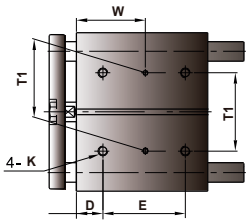

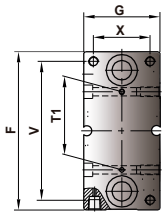

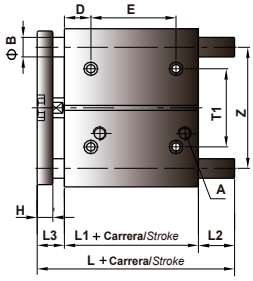

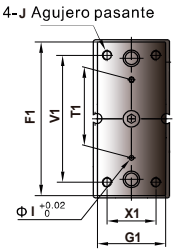

Ø (mm)	DA			KC				L			MC			
Carrera/*Stroke*	25 - 60	70 - 150	175 - 250	25 -40	50 - 100	125-200	225 - 250	25 - 60	70 - 150	175 - 250	25 - 40	50 - 100	125-200	225 - 250
Ø80	16	69	91	42	54	92	128	112.5	165.5	187.5	28	52	128	200

Ø (mm)	A	B	C	D	F	F1	G	G1	H	I	J	L1	L3	V	V1	X	X1	Z
Ø80	3/8G	30	100	28	202	198	91.5	75	20	6	M12X1.75	56.5	40	180	174	54	52	156

CGX/XX diámetro 100
CGX/XX diameter 100

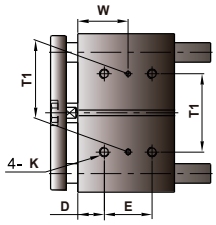

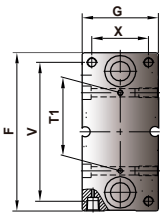

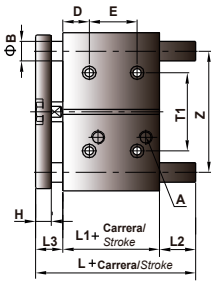

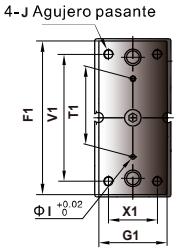

Ø (mm)	DA			KC				L			MC			
Carrera/*Stroke*	25 - 60	70 - 150	175 - 250	25 -40	50 - 100	125-200	225 - 250	25 - 60	70 - 150	175 - 250	25 - 40	50 - 100	125-200	225 - 250
Ø100	12	70	92	35	47	85	121	128	186	208	48	72	148	220

Ø (mm)	A	B	C	D	F	F1	G	G1	H	I	J	L1	L3	V	V1	X	X1	Z
Ø100	3/8G	32	124	11	240	236	111.5	90	24	6	M14X2	66	50	210	210	62	64	188

García Marín System, S.L.
Tel.+34 93 785 42 45
gm@gmsmagi.com · www.gmsystem.net
Pol. Ind. Can Petit
C/Camí font de les canyes 60
08227 Terrassa – Barcelona (Spain)